

3GN - P

03-17

Fire Pit

Course Design:

Erik Kopp & Rob Romero

Rules: Per 3GN MULTIGUN RULES, Latest Edition

**Classifier
Pistol**



STARTING POSITION: Standing outside of the Shooting Area, toes on marks. Pistol is Loaded and Holstered.

STAGE PROCEDURE: Engage targets as they become available from within the shooting area ONLY.

PISTOL TARGETS: 3GN Paper

SCORING: Time plus penalties

TARGETS: 11 - 3GN Multipurpose Paper Target

SCORED HITS:

Per 3GN MULTIGUN RULES, Latest Edition

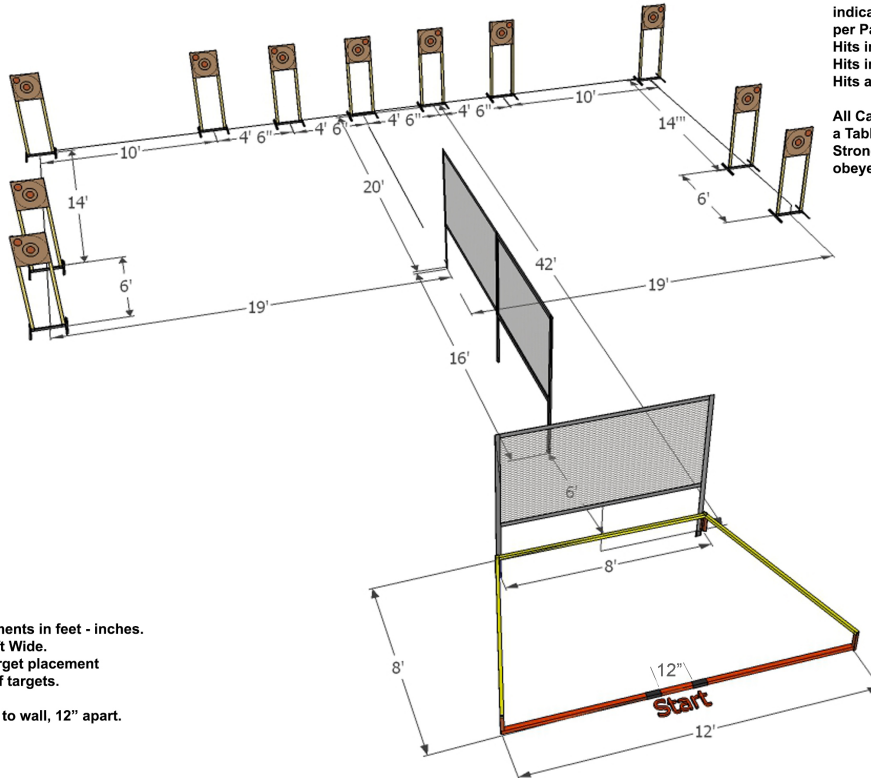
START - Audible **STOP** - Last Shot

PENALTIES:

Per 3GN MULTIGUN RULES, Latest Edition

FTE +2.5 sec. SHT +2.5 sec.

MOT +5 sec. PROC +5 sec.



Single Gun Scoring:

Please note orientation of Bonus Scoring Zone indicated by orange circles on diagram. Best 2 hits per Paper Target will be scored.

Hits inside 4" Scoring Zones - 0.25 sec. (Bonus)

Hits inside 8" Scoring Zone = 0 sec. (Neutral)

Hits anywhere else on target +0.5 sec. (Penalty)

All Carbine Start Positions will be Port Arms unless a Table Start is stipulated. All Mandatory Reloads, Strong and Support Hand requirements must be obeyed.

Setup Notes: All Measurements in feet - inches.
Stage size: 50ft Deep x 40ft Wide.
All walls are 8' wide. All target placement measurements to center of targets.
Paper Target height is 5'.
Toes Start Marks centered to wall, 12" apart.

Revised: December 2016

**NEW
CLASSIFIER!**

SUBMIT A VIDEO>>>

**SEND US A YOUTUBE LINK OR FACEBOOK
VIDEO TO BE FEATURED ON THE MEMBER
SITE AND 3GN SOCIAL MEDIA >>>**

3GN 04-14
Around the Horn-3

Course Design: Charles Sole
 Rules: 2014 3GN Club & Regional Series Rules

CLASSIFIER
PISTOL

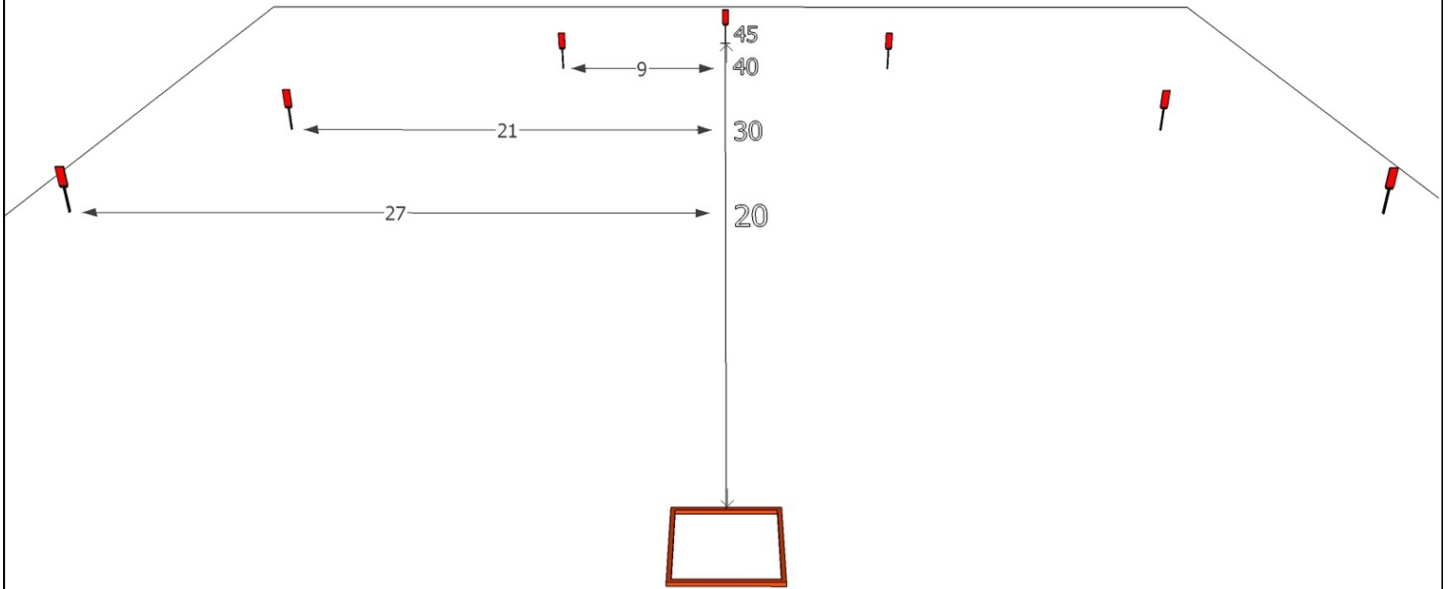


STARTING POSITION Standing inside the Start Box, facing down range, hands relaxed at sides. Pistol is loaded and holstered, safety engaged.

STAGE PROCEDURE Upon Start Signal, from within the shooting box only, engage the 4x10 steel targets.

Pistol Targets: 7- 4x10 steel plates

SCORING Time plus penalties
TARGETS 7 plates
SCORED HITS: 2014 3GN Club & Regional Series Rules
START - Audible **STOP** - Last shot
PENALTIES: Procedural -10 sec.



All measurements in feet. Minimum bay size: D55 ft x W58 ft.
 All target placement measurements to center of targets.
 4x10 plate height 24 in, Start Box 3'x3'.

NEW
CLASSIFIER!

SUBMIT A VIDEO>>>

STANDARDS - PISTOL

Factory	7.52	Jan 01, 2017
Factory 22	7.52	Jan 01, 2017
Heavy	10.77	Feb 10, 2017
Practical	6.63	Jan 01, 2017
Practical 22	6.63	Jan 01, 2017
Practical 308	6.63	Feb 10, 2017
Practical Pistol Carbine	6.63	Feb 10, 2017
Unlimited	6.27	Jan 01, 2017
Unlimited 22	6.27	Jan 01, 2017
Unlimited Pistol Carbine	6.27	Jan 01, 2017

3GN - P 06-17
Steppin'

Course Design: Rob Romero
 Rules: Per 3GN MULTIGUN RULES, Latest Edition

Classifier
Pistol

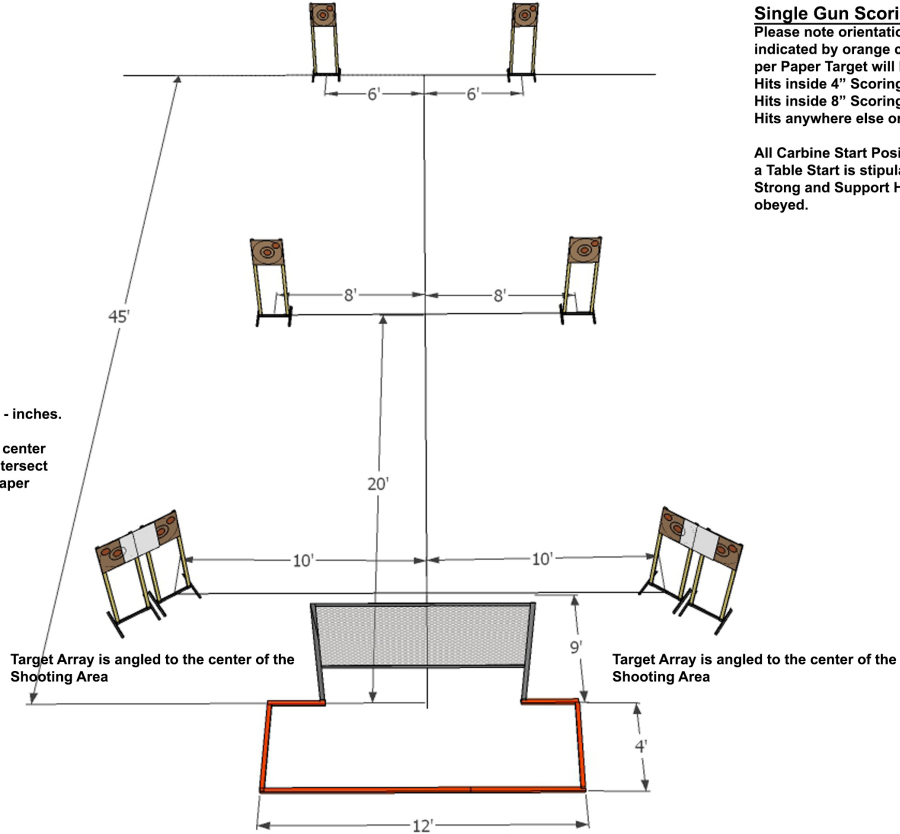


STARTING POSITION: Standing anywhere outside of Shooting Area. Pistol is Loaded and Holstered.

STAGE PROCEDURE: Engage targets as they become available from within the shooting area ONLY.

PISTOL TARGETS: 3GN Paper

SCORING: Time plus penalties
TARGETS: 8 - 3GN Multipurpose Paper Target
SCORED HITS:
 Per 3GN MULTIGUN RULES, Latest Edition
START - Audible STOP - Last Shot
PENALTIES:
 Per 3GN MULTIGUN RULES, Latest Edition
 FTE +2.5 sec. SHT +2.5 sec.
 MOT +5 sec. PROC +5 sec.



Setup Notes: All Measurements in feet - inches.
 Stage size: 49ft Deep x 28ft Wide.
 All target placement measurements to center of targets. Perfs on No Shoot Target intersect perfs of 8" circle of Scoring Targets. Paper Target height 4'. All walls are 8' wide.

Single Gun Scoring:
 Please note orientation of Bonus Scoring Zone indicated by orange circles on diagram. Best 2 hits per Paper Target will be scored.
 Hits inside 4" Scoring Zones = 0.25 sec. (Bonus)
 Hits inside 8" Scoring Zone = 0 sec. (Neutral)
 Hits anywhere else on target +0.5 sec. (Penalty)

All Carbine Start Positions will be Port Arms unless a Table Start is stipulated. All Mandatory Reloads, Strong and Support Hand requirements must be obeyed.

Revised: December 2016

NEW
CLASSIFIER!

SUBMIT A VIDEO>>>

STANDARDS - PISTOL

Practical Pistol	6.34	Mar 30, 2017
Practical PCC	6.34	Mar 30, 2017
Practical Rimfire Carbine	6.34	Mar 30, 2017
Unlimited Pistol	7.99	Jan 01, 2017
Unlimited PCC	7.99	Jan 01, 2017
Unlimited Rimfire Pistol	7.99	Jan 01, 2017

3GN - P

04-17

Bring it

Course Design: Rob Romero

Rules: Per 3GN MULTIGUN RULES, Latest Edition

**Classifier
Pistol**



STARTING POSITION: Standing inside of Box A. Pistol is **UNLOADED** and Holstered.

STAGE PROCEDURE: Engage targets as they become available from within the shooting area ONLY.

PISTOL TARGETS: 3GN Paper

SCORING: Time plus penalties

TARGETS: 6 - 3GN Multipurpose Paper Target

SCORED HITS:

Per 3GN MULTIGUN RULES, Latest Edition

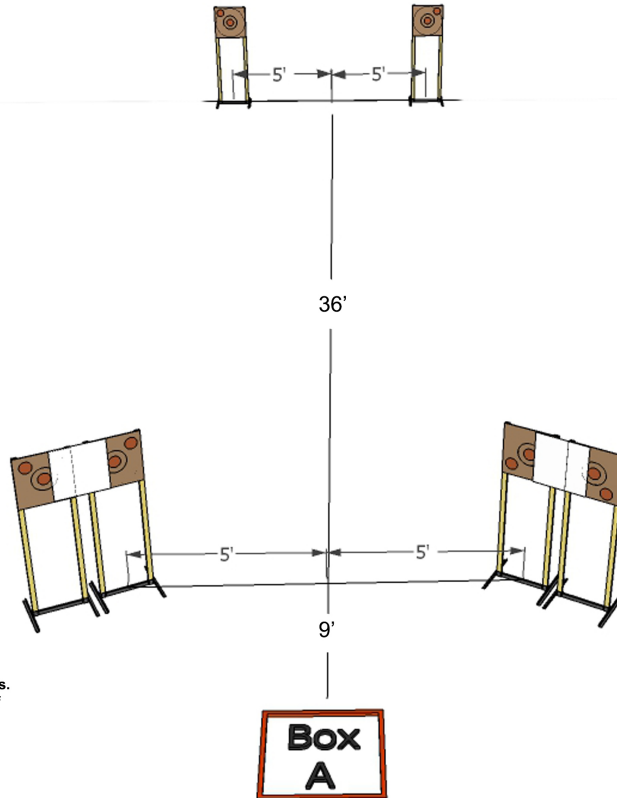
START - Audible **STOP** - Last Shot

PENALTIES:

Per 3GN MULTIGUN RULES, Latest Edition

FTE +2.5 sec. SHT +2.5 sec.

MOT +5 sec. PROC +5 sec.



Single Gun Scoring:

Please note orientation of Bonus Scoring Zone indicated by orange circles on diagram. Best 2 hits per Paper Target will be scored.

Hits inside 4" Scoring Zones - 0.25 sec. (Bonus)

Hits inside 8" Scoring Zone = 0 sec. (Neutral)

Hits anywhere else on target +0.5 sec. (Penalty)

All Carbine Start Positions will be Port Arms unless a Table Start is stipulated. All Mandatory Reloads, Strong and Support Hand requirements must be obeyed.

Setup Notes: All Measurements in feet - inches.
Stage size: 48ft Deep x 12ft Wide.
All target placement measurements to center of targets.
Perfs on No Shoot Target intersect perfs of 8" circle of Scoring Targets. Paper Target height 4'.
Box A is 3'x3'.

Revised: December 2016

NEW CLASSIFIER!

SUBMIT A VIDEO>>>

SEND US A YOUTUBE LINK OR FACEBOOK VIDEO TO BE FEATURED ON THE MEMBER SITE AND 3GN SOCIAL MEDIA >>>